



ADHVEYA
DRYMIX INDIA PVT LTD

Strength engineered. Excellence delivered.

TILE ADHESIVE

STRONGER BOND • HIGH PERFORMANCE

Premium polymer modified adhesive for every tile, every surface, every space.



STRONG BOND
High Adhesion Strength



WATER RESISTANT
For Interior & Exterior



LONG OPEN TIME
Easy to Use



POLYMER MODIFIED
Better Flexibility



IDEAL FOR



VITRIFIED TILES



CERAMIC TILES



PORCELAIN TILES



NATURAL STONE



INTERIOR & EXTERIOR



WALL & FLOOR APPLICATION

ABOUT ADHVEYA

STRENGTH ENGINEERED. EXCELLENCE DELIVERED.

Adhveya is a leading manufacturer of high performance construction chemicals. Our Tile Adhesives are engineered with advanced polymer technology to deliver superior bonding, durability and long lasting performance for all types of tiles and natural stones.

WHY CHOOSE ADHVEYA



Engineered for Superior Performance



Consistent Quality & Reliability



Easy to Use & Time Saving



Suitable for All Tile & Stone Types



Long Term Durability



Trusted by Professionals

PRODUCT RANGE



TILE-FIX GP
General Purpose

TILE-FIX PRO
Premium Performance

TILE-FIX ULTRA
High Performance

TILE-FIX MAX
Maximum Strength

IDEAL APPLICATIONS



LIVING ROOM




BATHROOM



KITCHEN



BALCONY



COMMERCIAL SPACES



EXTERIOR FACADES



FLOOR & WALL



**INTERIOR &
EXTERIOR**



**RESIDENTIAL &
COMMERCIAL**



**WET & DRY
AREAS**

SUITABLE FOR ALL TILE TYPES



- ✓ Ceramic Tiles
- ✓ Vitrified Tiles
- ✓ Porcelain Tiles
- ✓ Double Charged Tiles
- ✓ Natural Stone
- ✓ Marble
- ✓ Granite
- ✓ Large Format Tiles



**STRONG
ADHESION**



**NO HOLLOW
SOUND**

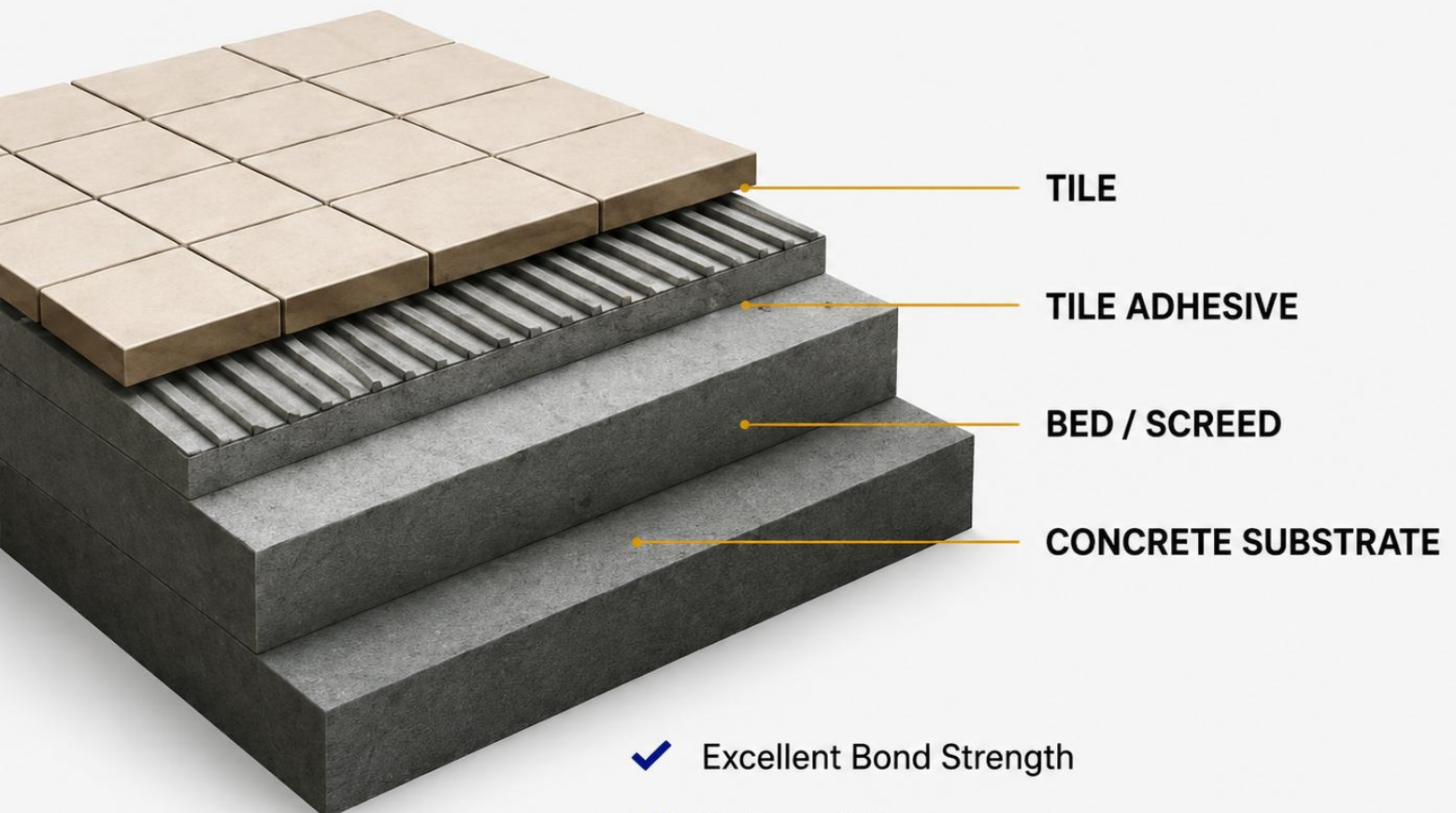


ANTI SLIP



**CRACK
RESISTANT**

TECHNICAL CROSS SECTION



- ✓ Excellent Bond Strength
- ✓ Uniform Adhesion
- ✓ Long Lasting Durability

PERFORMANCE BENEFITS



**HIGH BOND
STRENGTH**



**WATER
RESISTANT**



**FLEXIBLE &
CRACK RESISTANT**



**EXTENDED
OPEN TIME**



**ANTI SLIP
PERFORMANCE**



**SUITABLE FOR
LARGE FORMAT TILES**







TECHNICAL SPECIFICATIONS

PARAMETERS	GP	PRO	ULTRA	MAX
Appearance	Grey Powder			
Base	Cementitious	Polymer Modified	Polymer Modified	High Polymer Modified
Open Time	15-20 min	20-25 min	25-30 min	30+ min
Pot Life	1-2 hrs	2 hrs	2 hrs	2-3 hrs
Adjustability Time	15 min	20 min	20-30 min	30 min
Bed Thickness	3-6 mm	3-6 mm	3-12 mm	3-12 mm
Coverage*	4-5 sq.ft/kg	4-5 sq.ft/kg	3-4 sq.ft/kg	3-4 sq.ft/kg
Water Resistance	Moderate	Good	Excellent	Excellent
Application Area	Interior	Interior/ Exterior	Interior/ Exterior	Interior/Exterior Critical Areas

*Coverage may vary depending on substrate condition and tile size.

TENSILE ADHESION

FOR TILE ADHESIVE GRADES

TILE ADHESIVE GRADE	TENSILE ADHESION STRENGTH (N/mm ²)		
	AT 28 DAYS (EN 1348)	AFTER WATER IMMERSION	AFTER HEAT AGEING
 TILE-FIX GP GENERAL PURPOSE TILE ADHESIVE	≥ 0.5	≥ 0.7	≥ 0.7
 TILE-FIX PRO PREMIUM PERFORMANCE TILE ADHESIVE	≥ 1.0	≥ 1.0	≥ 1.0
 TILE-FIX ULTRA HIGH PERFORMANCE TILE ADHESIVE	≥ 1.5	≥ 1.2	≥ 1.2
 TILE-FIX MAX MAXIMUM STRENGTH TILE ADHESIVE	≥ 2.0	≥ 1.5	≥ 1.5



TEST METHOD: EN 1348

Values shown are minimum typical performance based on laboratory conditions and may vary based on site conditions.

MIXING & COVERAGE GUIDE

MIXING RATIO (Approx.)

4.5 – 5.5 Ltrs. of
clean water for
20 Kg bag



COVERAGE (Approx.)

20 Kg Bag	COVERAGE
Small Tiles (Up to 300x300 mm)	4-5 sq.ft/kg
Large Tiles (Above 600x600 mm)	3-4 sq.ft/kg



OPEN TIME
15-30 min



POT LIFE
1-3 hrs



SETTING TIME
24 hrs



FULL STRENGTH
7 days

APPLICATION STEPS

For Perfect Tile Installation



1 SURFACE PREPARATION

Ensure the surface is clean, dry, level, dust-free and structurally sound.



2 MIXING

Add Adhveya Tile Adhesive into clean water (as per recommended ratio) and mix well until a smooth, lump-free paste is achieved.



3 APPLICATION

Spread the adhesive evenly on the surface using a suitable notched trowel.



4 TILE FIXING

Press the tiles firmly into position with a slight twisting motion to ensure full contact with the adhesive.



5 ADJUSTMENT

Use a rubber mallet to adjust the tiles and ensure proper level and alignment.



6 GROUTING

Allow adhesive to cure as per recommended time. Fill the joints with suitable grout for a durable and aesthetic finish.



WORKING TIME:
As per product specification.



TEMPERATURE:
Apply between 5°C to 35°C.



CURING TIME:
Allow 24 hours before grouting.


NOTE:
Results may vary depending on substrate, tile type and site conditions.



MANUFACTURED BY:

ADHVEYA DRYMIX INDIA PVT LTD

KUBER INDUSTRIAL PARK
VALSAD, GUJARAT, INDIA

 adhveya@gmail.com

 www.adhveya.com | www.adhveya.in